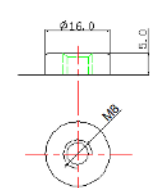
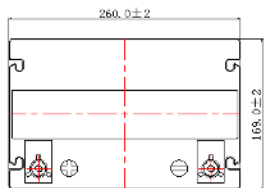
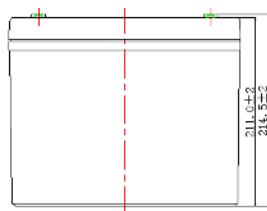


SBG80-12-AGM GEL

(12V80Ah/10hr)



The rechargeable GEL batteries are lead-lead dioxide systems. Which are new products developed success base on SLA batteries. In contrast with AGM batteries, electrolyte of GEL batteries is composed of micro millimeter SiO₂ and H₂SO₄ gelled electrolyte is reversibility and steady three-dimensional network structure; especial grid alloy and gelled electrolyte “micro-crack” structure is easy for returning into H₂O when producing oxygen; special one-way valves allow the gases to escape thus avoiding excessive pressure build-up. On the other hand, the battery is completely sealed, maintenance-free, Safety and usable in any position.

Application

- Medical Equipment
- Cable Television
- Power tools
- Emergency Power System
- UPS
- Communication Equipment
- Control Equipment

General Features

- Sealed and maintenance free operation.
- Non-Spillable construction design.
- ABS containers and covers optional.
- Safety valve installation for explosion proof .
- High quality and high reliability.
- Exceptional deep discharge recovery performance.
- Low self discharge characteristic.
- Flexibility design for multiple install positions.

CONSTRUCTION

Component	Positive plate	Negative plate	Container	Cover	Safety valve	Terminal	Separator	Electrolyte
Raw material	Lead dioxide	Lead	ABS	ABS	Rubber	Copper	Fiberglass	Gelled acid

TECHNOLOGY PARAMETER

Battery model	SBG80-12			
Designed Floating Life	8-10 Years			
Capacity (25℃)	10hR(8.0A, 10.8V)	5hR(12.9A, 10.5V)		1hR(49A, 9.60V)
	80Ah	64.5Ah		49Ah
Dimensions	Length	Width	Height	Length
	260±2mm	168±2mm	211±2mm	260±2mm
Approx. weight (±5%)	23.4Kg (51.97 lbs)			
Internal resistance	Full charged at 25℃: Approx. 6.0mOhms			
Self discharge	3% of capacity declined per month at 25℃ (average)			
Capacity Affected by Temp.(20HR)	40℃	25℃	0℃	-15℃
	102%	100%	85%	65%
Charge Voltage (25℃)	Cycle use		Float use	
	14.4-14.70V(-15mV/℃), max. Current: 20A		13.5-13.8V(-20mV/℃)	

SBG80-12 (12V80Ah/10hr)

Constant current discharge ratings-amperes at 25°C

End Point Volts/Cell	5min	10min	15min	30min	1h	3h	5h	10h	20h
1.60V	253.09	192.00	145.45	85.38	49.16	21.53	14.09	8.25	4.23
1.65V	240.00	183.27	138.62	83.78	47.27	20.95	13.70	8.19	4.19
1.70V	226.91	173.09	131.49	82.33	45.53	20.22	13.31	8.09	4.16
1.75V	212.36	162.91	124.36	80.73	43.64	19.35	12.93	8.00	4.10
1.80V	197.82	154.18	117.24	79.13	41.89	18.47	12.54	8.00	4.06

Constant power discharge ratings-watts at 25°C

End Point Volts/Cell	5min	10min	15min	30min	1h	3h	5h	10h	20h
1.60V	456.7	346.2	264.7	155.6	90.33	40.00	26.18	15.42	7.96
1.65V	430.5	328.7	251.6	152.7	86.55	38.40	25.31	15.27	7.84
1.70V	402.9	308.4	237.1	148.4	82.76	36.95	24.44	14.98	7.74
1.75V	375.3	289.5	222.5	145.5	79.13	35.20	23.71	14.69	7.59
1.80V	349.1	272.0	209.5	141.5	75.35	33.45	22.84	14.55	7.48

